

Simpozionul On-line
Elevii de azi, antreprenori de maine
12 noiembrie 2016

Pasul 0 Ce trebuie sa aveti – un calculator, camera web, boxe, internet

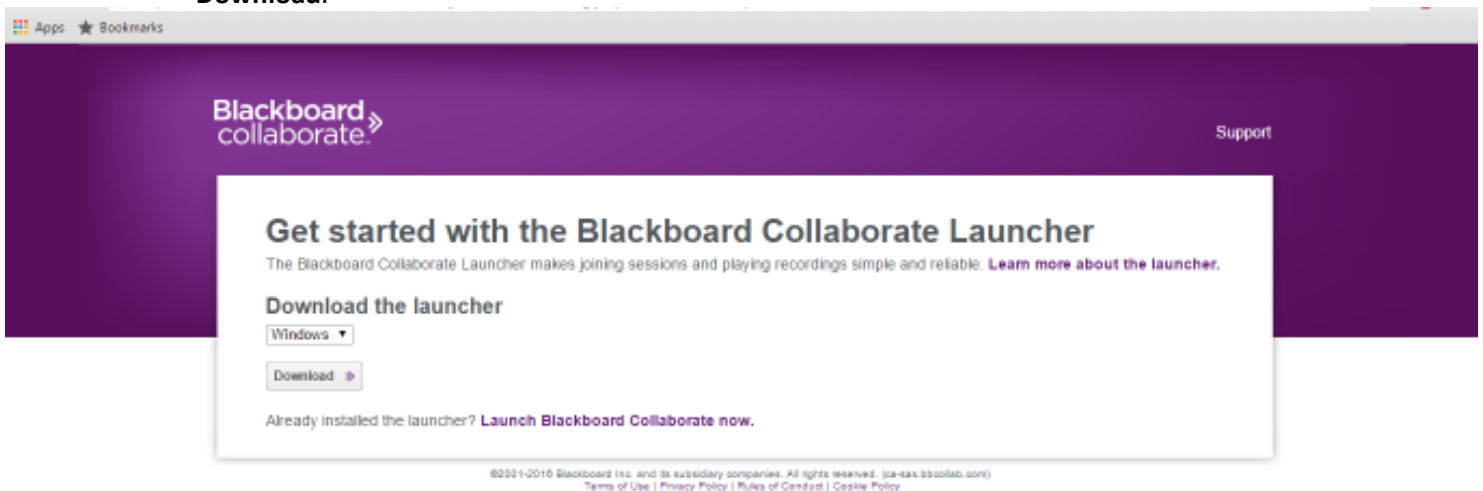
Pasul 1 -O sa primiti un link de conectare :

<https://ca-sas.bbcollab.com>.....

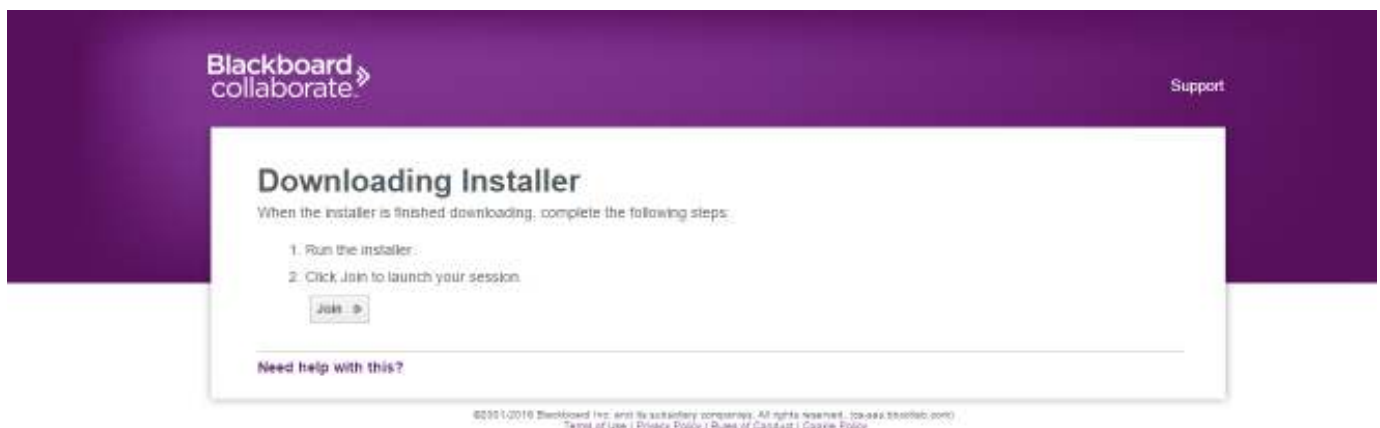
pasul 2 Instructiuni de conectare - platforma Blackboard Collaborate

Pentru un test si pentru participarea on-line la Simpozion, va puteti conecta parcurgand pasii de mai jos:

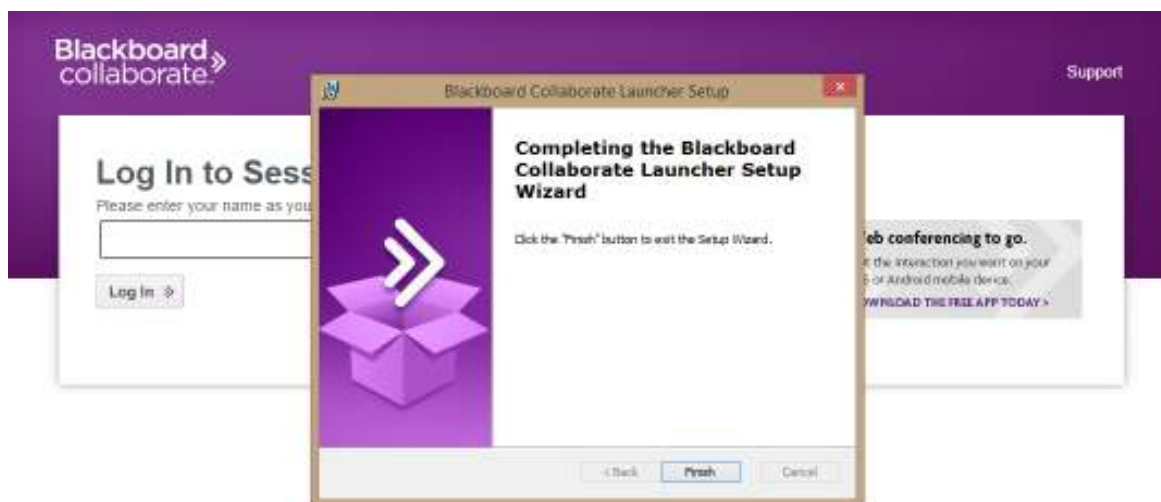
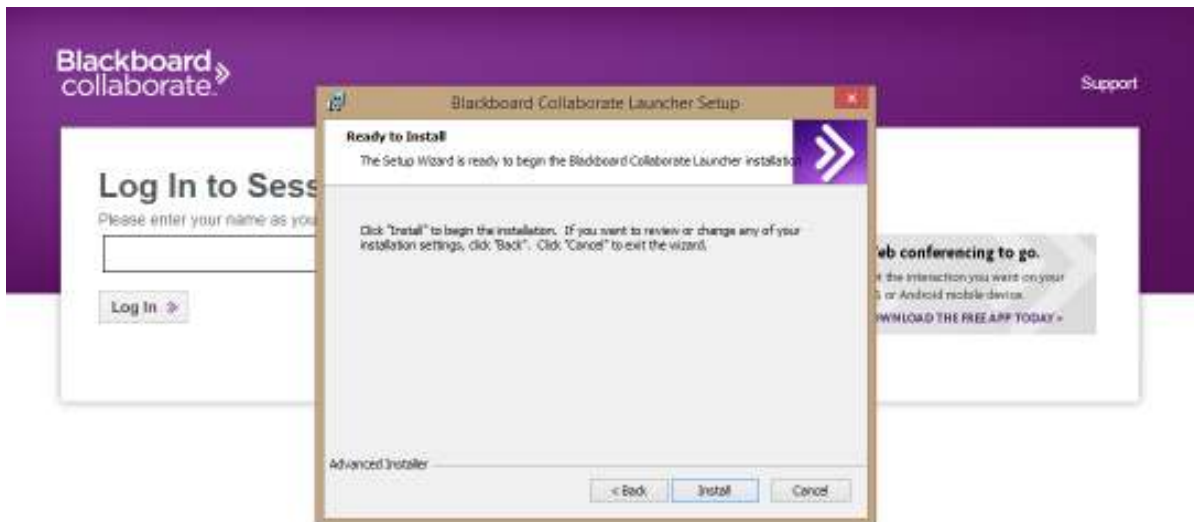
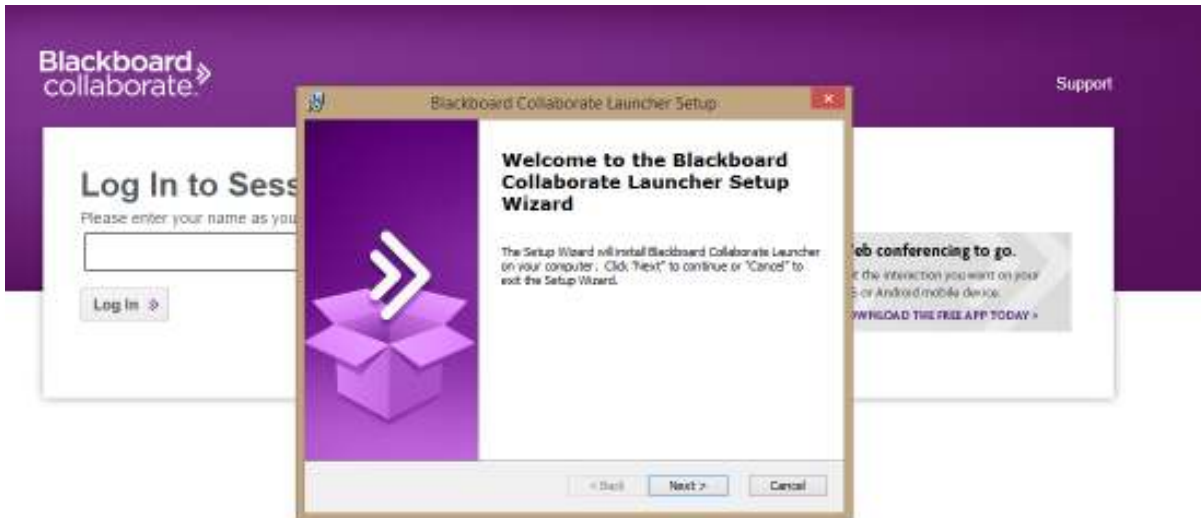
- instalati sau actualizati gratuit versiunea de Java pe computerul dvs. – accesand link-ul <http://www.java.com/en/download/chrome.jsp?locale=en>
- accesati link-ul de conectare (folosind browserul Google Chrome) de mai sus si apasati butonul **Download**.



- in coltul din stanga jos incepe sa se descarce aplicatia necesara pentru accesul pe platforma. Dupa aproximativ 2 minute, are loc descarcarea integrala a aplicatiei. Dati click pe imaginea din stanga jos pentru a lansa aplicatia pe computerul dvs.



- pe ecran va apare o fereastra unde trebuie sa selectati succesiv butoanele **Next >> Install >> Finish.**



- introduceti numele dvs. in casuta afisata, pe pagina care se deschide.

Blackboard collaborate

Support

Log In to Session

Please enter your name as you want it to appear in the session.

Log In >

Web conferencing to go.
Get the interaction you want on your iOS or Android mobile device.
[DOWNLOAD THE FREE APP TODAY >](#)

©2001-2016 Blackboard Inc. and its subsidiary companies. All rights reserved. (ca-sas.bbcollab.com)
Terms of Use | Privacy Policy | Rules of Conduct | Cookie Policy

- apasati **Login** si acceptati downloadarea fisierului (format * **.collab** file) si deschideti-l, dand dublu click pe el (in bara din stanga jos a ferestrei browserului);

Blackboard collaborate

Support

Downloading Session

When the session file has finished downloading, **open meeting.collab** in your browser's Downloads folder to join the session .
If you can't open the .collab file, **download the Blackboard Collaborate Launcher**.
Still can't get into your session? Please **read our troubleshooting help topic**.

©2001-2016 Blackboard Inc. and its subsidiary companies. All rights reserved. (ca-sas.bbcollab.com)
Terms of Use | Privacy Policy | Rules of Conduct | Cookie Policy

- selectati butoul **Run** in cazul in care va apare un astfel de mesaj pe ecran.



- selectati butoul **Accept** si apoi tipul de conexiune Internet (Cable/DSL daca aveti conexiune prin fir) si apasati butonul OK;

